



# STEELTECH



SHEDS



GARDEN ROOMS



GARAGES



HOME OFFICES



MODULAR



GREENHOUSES



Trustpilot



2024/25

"Built to Last"



Steeltech Sheds are CE Mark approved.

CE Certification is a legal requirement for all Steel Buildings.

# CE Certified

Steeltech Sheds are CE Mark approved. CE Certification is a legal requirement for all Steel Buildings.

## ISO 9001 EN 1090-1

ISO certification certifies that a Steeltech's system, manufacturing process, service, or documentation procedure has all the requirements for standardization and quality assurance. This ensures every steeltech unit is of the highest quality available on the market - we conform to ISO 9001 / EN 1090-1 standard.



Ireland's leading manufacturer of garden sheds and garages, Steeltech Sheds was established in 1994 in Carrowbrowne, Headford Road, Galway. Steeltech's operations were located in Carrowbrowne from 1994 to 2014, before being relocated to the 100,000 square foot former Coca-Cola factory in Tuam, Co. Galway as part of an ambitious expansion plan. Steeltech currently employs 180 people and with the introduction of our "Steeltech Modular" product, this number is due to increase over the coming years.

Our Founder, Sean Brett (pictured to the right) with the **2015 EY Entrepreneur of the Year** award. Sean and the Steeltech team are constantly innovating with new products and solutions to the limited space we all have in our homes.



**Sean Brett**  
Owner & Founder

We look forward to meeting you and helping you design your next shed, garage or garden room.



***A Steeltech Shed can be anything you want it to be!***




### The Classic Range

Our new range of Classic Sheds have Non-Drip Sheetting on the Roof & Walls, 6ft Wall Height, 3ft Outward Opening Door, are Grey in Colour with Slate Coloured Trim, Roof & Door.

The Classic Shed also comes with the option of Double Doors giving you a total opening of 4'3", if you require more options, please see our Supreme range below.

### The Supreme Range



#### Available Supreme Shed Colours



#### Concrete Base

ALL STEEL SHEDS & GARAGES MUST HAVE A CONCRETE FINISHED FLOOR PUT IN AFTER INSTALLATION WITH A DAMP PROOF MEMBRANE UNDERFLOOR.




## All Steeltech Supreme Sheds include:

- Non-drip sheeting on roof and 4 walls
- Galvanised steel frame
- 20 year guarantee\*
- FREE delivery and assembly
- Clear roof panels
- Sliding door up to 4'6"
- 7' wall height
- Erected on site in less than one day

## Optional Extras:

- Tile-style roof
- Raised wall heights
- Shelving
- Double-glazed windows in various sizes
- Pedestrian door
- Half-glass or solid PVC doors
- Extra sliding doors





**Composite Sheeting:** Flat panels consisting of two thin coil-coated steel sheets bonded to a core high grade insulation. Composite panel units look great and offer a high level of strenght and insulation. The standard Wall Height of a Composite Unit is 2.3m (7'6").





## All Steeltech Garages include:

- Minimum Maintenance
- Non-Drip sheeting on roof and 4 walls
- Galvanised steel frame
- 20 year guarantee\*
- FREE delivery and assembly
- Clear roof panels
- Choice of doors
- 7' wall height
- Erected on site in less than one day
- Doors & windows positioned to suit you
- Motorised roller doors available
- Easily relocated if required

## Optional Extras:

- Composite Panel insulation
- Tile-style roof (Non-Drip Only)
- Extra roller doors
- Gutters and downpipes
- Raised wall heights (Max. 3m)
- Shelving
- Double-glazed windows in various sizes
- Pedestrian door
- Half-glass or solid PVC doors

## Available Colours





7m x 5m  
23' 6" x 17'



8m x 5m  
26' x 17'



3m Walls

8m x 5m  
26' x 17'



6m x 4m  
20' x 13'6"




10m x 6m with 3m Overhang  
33ft x 20ft with 10ft Overhang





# Steeltech Garages





14m x 6m  
46' x 20'



15.2m x 8.2m  
50' x 27'



GYM



15m x 8.2m  
50' x 27'



Available Colours:



OLIVE

MUSHROOM

BROWN

GOOSEWING

SLATE

WOODGRAIN



Advantages of Steel Workshops:

- Galvanized frame
- Minimum Maintenance
- 20 year guarantee\*
- FREE delivery and assembly
- Normally erected on site in 1 or 2 days
- Doors & windows positioned to suit you
- Can be relocated if required

Optional Extras:

- Tile-style roof
- Extra roller doors
- Motorised roller doors
- Shelving
- Double-glazed windows in various sizes
- Extra pedestrian doors
- Half-glass or solid PVC doors



# Steeltech Commercial Units / Workshops

Steeltech workshops are designed and built to the highest possible standards. They can be custom designed to suit the requirements of any individual or business, and can be erected quickly and efficiently anywhere in the country.



## All Standard Workshops include:

- Non-drip sheeting
- Galvanized steel frame
- Clear roof panels
- Industrial Motorised Roller door
- Pedestrian door
- Gutters
- Wall height to suit customer
- Delivery and erection
- 20 year guarantee\*

## All Composite Workshops include:

- Composite Panel sheeting
- Galvanized steel frame
- Clear roof panels
- Insulated Industrial Motorised Roller door
- Pedestrian door
- Gutters
- Wall height to suit customer
- Delivery and erection
- 20 year guarantee\*





Steeltech greenhouses incorporate only the strongest and best-quality materials and are engineered to withstand extreme weather conditions. The clear polycarbonate sheeting that is used is designed to withstand UV rays, and so resists becoming brittle or discoloured over time.



### Advantages of our Greenhouses

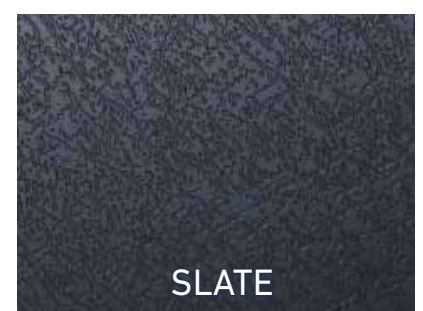

- Galvanised frames
- 20 year guarantee\*
- Minimum Maintenance
- FREE nationwide delivery and assembly
- Choice of trim colours
- Minimal site preparation required

### Optional Extras:

- Opening vent
- Shelving
- Potting bench
- Door on opposite gable



### Available Trim Colours



**DESIGNED TO WITHSTAND EXTREME WEATHER**



3m x 3m  
10' x 10'

3m x 2m  
10' x 7'

2m x 2m  
7' x 7'



4m x 3m  
13'6" x 10'



Potting Bench



4m x 3m  
13'6" x 10'

The great thing about Steeltech is that you can custom design your unit to suit your own specific needs.

**CE CERTIFIED**

Steeltech Sheds are ISO 9001:2015 accredited and all Steeltech products are CE Mark approved - CE Certification is a legal requirement for all Steel Buildings.





Our first All-In-One Home Office Solution. Our Standard unit features 40mm steel composite insulated panelling in either Grey or Woodgrain, a Half Glass PVC Door, a Large Window and is delivered fully wired with sockets and lights from the factory, ready to "Plug & Play" - all done in less than one day.

We also offer a large range of upgrades and options in addition to the Standard Home Office Unit.

All Steeltech Home Offices come with a 20 Year Guarantee\*.





HOME OFFICE





Our beautiful garden rooms can be used for a variety of different purposes. They can simply be somewhere to relax and watch some TV, or perhaps a quiet place to create artwork or to practise music. Or, why not give the teenagers their own private space?

Our garden room is an ideal choice for confined homes where living space is at a premium, and is the perfect way to add both space and value to your property.



7m x 4m with Overhang  
23'6" x 13'6"



4m x 4m with Overhang  
13'6" x 13'6"



5m x 3m  
17' x 10'



9m x 6m  
30' x 20'



5m x 3m  
17' x 10'



7m x 3m  
23'6" x 10'





When you just want to relax and enjoy some recreational time, this beautifully-designed garden room will fit the bill for you. It even has the versatile option of a fold-down bed for overnight stays.

This unit is available with multiple options, and can be custom-designed to suit your individual requirements with a range of colours, door placements and window placements.

Best of all, our garden rooms are low maintenance.







# STEELTECH MODULAR

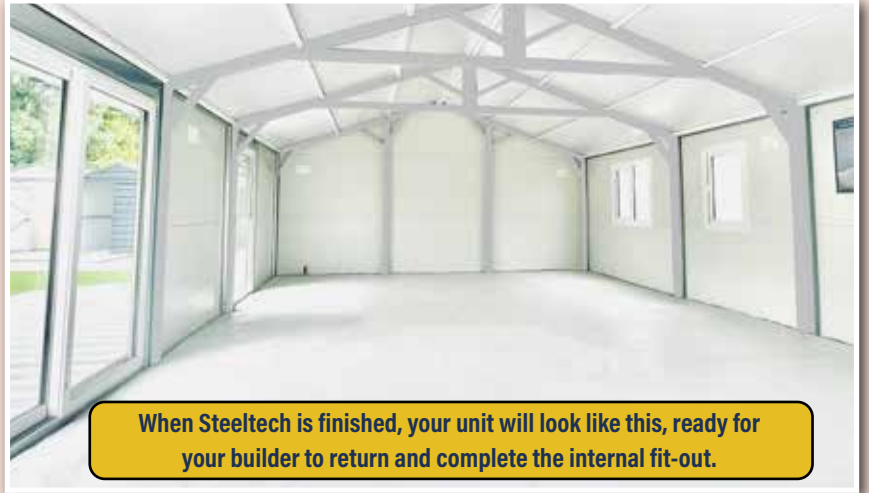
Our revolutionary **Steeltech Modular Buildings** combine the strength and durability of steel with the efficiency of modular construction, offering you a host of advantages:

**Efficient Construction:** Our off-site manufacturing process allows for faster and more efficient construction, reducing build time by up to 75% compared to traditional methods.

**Customization and Flexibility:** Tailor your home to your unique style and needs with our flexible floor plans and layout options, creating a space that perfectly suits your lifestyle.

**Low Maintenance and Longevity:** Enjoy the peace of mind that comes with minimal upkeep, as our steel homes are resistant to pests, rot, and decay, ensuring long-lasting beauty and functionality.

Discover the future of homebuilding with Steeltech Modular Units. Contact us today to embark on a journey towards your dream home, where comfort, style, and value harmoniously unite.



When Steeltech is finished, your unit will look like this, ready for your builder to return and complete the internal fit-out.



7m x 5m  
23'6" x 17'







Add Real Natural Stone Walls for €350sq/m\*  
Price Dependent on Unit Size (10 Sq/M Min)



 **STEELTECH MODULAR**

For suggested Modular Layouts and More Information, please ask your Sales Consultant for a Steeltech Modular Brochure.





## Concrete Base Option for units up to 20' x 13' 6" (6m x 4m) STEP BY STEP GUIDE TO INSTALLING PICTURE FRAME CONCRETE BASE



**STEP 1**

Make sure ground is level



**STEP 2**

Make frame (4" x 2") to the size advised by Steeltech sales person



**STEP 3**

Make sure frame is perfectly square and braced to avoid distortion.



**STEP 4**

Fill Centre with 804 Stone (about 18" away from frame)



**STEP 5**

Pour concrete to a minimum standard of 30-Newton




**STEP 6**

Finish concrete (4" depth) to top of frame



**STEP 7**

Steeltech bolt the shed down to Concrete Picture Frame Base



**STEP 8**

**IMPORTANT!**  
Compress down stone with a whacker.




**STEP 9**

Lay out 1200 guage Damp Proof Plastic and tape up walls



**STEP 10**

Finish concrete (2" depth) to top of frame



**STEP 11**

Use the frame of the shed as a guide to tamper the concrete



**The Finished Floor**



View this video on [SteeltechSheds.ie](http://SteeltechSheds.ie)

### PLEASE NOTE:

If you are uncertain about concrete work, always use a qualified tradesman, for all units larger than 20' x 13' 6" please contact your sales rep for details on base requirements. **WHEN INSTALLING A CONCRETE BASE,**



**ALWAYS USE A MINIMUM OF 30-NEWTON CONCRETE.**

Concrete drying time in dry weather is approx. 3 to 4 days to harden, and up to 30 days to fully dry. Until the concrete fully dries, moisture may appear.



## Window & Glass Panel Options



530mm x 530mm



1030mm x 760mm



1030mm x 1030mm



1230mm x 1030mm

All our windows are double glazed and come in a range of colour options.



2035mm x 1000mm Casement



2035mm x 1000mm Casement with Half Opening

## Sliding Door 1.3m and 0.9m - (Only available in the Supreme Shed Range)



OPEN



CLOSED





## Single PVC Pedestrian Doors - (900mm x 2035mm)



Half Glass



Full Glass



Full PVC Panel

Our doors are constructed using an outer frame combined with a suitable glass unit.

Not only can we provide windows and doors in a range of colours and finishes, but you can even mix and match – for instance, you can have a woodgrain finish on the outside of your door and a clean, bright white finish on the inside. Please consult your local Steeltech branch to discuss all of our colour options, which are tailored to suit you.

**These doors are also available in 1m wide.**

### 900mm Door

External width: 900mm

Internal Width

(Daylight Opening): 750mm

### 1000mm Door

External Width: 1000mm

Internal Width

(Daylight Opening): 850mm

**1000mm Door has the option of a standard threshold or a wheelchair threshold.**

## French Doors - (1900mm x 2035mm)



Half Glass



Full Glass



Full Panel

## Patio Doors - (2000mm, 2750mm and 3750mm)



2000mm



2750mm



3750mm



## Roller Doors - (Manual & Electric Available)



Standard



Insulated



Sectional

### Non-Drip Sheeting:


All Steeltech units come with a Non-Drip condensation control membrane. This helps to avoid dripping by absorbing moisture and allowing it to evaporate naturally. In order for it to be effective, good ventilation is required in the unit. Steeltech garden sheds include air inlets at the eaves to help maintain a dry, fresh interior. Whilst these help limit the buildup of warm humid air, they cannot guarantee that condensation will not form in severe frost or extremely humid situations.



### Composite Panel Insulation:

Flat panels consisting of two thin coil-coated steel sheets bonded to a core high grade insulation. Composite panel units look great and offer a high level of strength and insulation. The standard Wall Height of a Composite Unit is 2.3m (7'6").

**Available in 40mm (Composite) along with 60mm and 80mm (Kingspan) thickness.**



## CE MARK

Since 2014, it has been mandatory for all fabricated steelwork to be CE marked in accordance with the requirements of the Construction Products Regulations.



The CE mark certifies that steelwork meets the required EU standards. It confirms that checks and controls have been put in place during manufacture to ensure adherence with these rigorous requirements.

Customers looking to purchase sheds or garages should insist on a CE marked supplier to avoid any complications that could arise, including:

- Issues with planning as it is a requirement to comply with applicable standards.
- Insurance issues
- Structural design problems

By choosing a shed or garage from a CE marked manufacturer such as Steeltech, customers can rest assured that their investment is protected by stringent regulation that govern areas such as:

- The design of the structure
- The quality of the materials
- The standard of the workmanship

Adherence to CE Marking ensures that all the units that Steeltech sell are both legally compliant and of the highest quality.

## ISO 9001:2015 FOR QUALITY MANAGEMENT SYSTEM

When products and services conform to International Standards consumers can have confidence that they are safe, reliable and of good quality.

Being ISO 9001 certified assures you, the customer, that the Steeltech products you receive will meet your specific requirements, and that we will deliver consistent performance with every unit we sell.

You do not have to worry about the quality of the unit by buying from an ISO certified company which cements greater levels of trust and confidence in both our products and services.

Customer satisfaction is an inherent part of an ISO 9001 quality management system. The standard recognises that although processes underpin a healthy organisation, meeting customer requirements is paramount.

Being ISO 9001 certified demonstrates that we have procedures in place to continue improving our products and services.





## Steeltech raise nearly €63,000 for the Jack & Jill Foundation



In 2019, Steeltech purchased a brand new Volkswagen Golf and raffled it off, with all proceeds going to the Jack and Jill foundation. We raised €62,968 for the Charity.



Steeltech CEO, Sean Brett presents the Jack and Jill Team with Cheque for €62,968.

The Jack and Jill Foundation provide Nurses to help Families with very sick children that need up to 24 hour care. The €62,968 raised will provide nearly 4,000 hours of home care to the desperate families that require their services.



Steeltech Sheds are delighted to be the main sponsor of the Claregalway GAA Juvenile Teams, providing 900 Jerseys.



The Steeltech Sheds Sponsored "Tribes Bar" at Galway United's Ground, Eamon Deacy Park.




Steeltech are proud sponsors of the **Steeltech Sheds Galway Intermediate Hurling Championship** and a supplier of buildings to Galway GAA.



Steeltech donate €2,500 in aid of the Mayo / Roscommon Hospice.



# STEELTECH ARE OFFICIAL SPONSORS OF CONNACHT RUGBY



Steeltech are strong believers in giving back to the community. Every year we raise and donate money to charities and sponsor a wide range of sports and community events. To date, our work in the community has managed to raise more than €100,000 for a variety of deserving charities and organisations.

## Steeltech donate €20,000 to Irish Guide Dogs for the Blind



Irish Guide Dogs for the Blind is Ireland's national charity dedicated to helping persons who are blind or vision impaired and families of children with autism to achieve improved mobility and independence. Irish Guide Dogs for the Blind receive over 80% of their income through voluntary donations and fundraising through a network of volunteers across the country. It will cost over €4 million to run the organisation this year.



*Seán Brett, Founder of Steeltech Sheds, presents Roy Keane with a cheque for €20,000.*

Over the past year we have worked with:





Cian's Kennels is a charitable organisation set up in March 2020 in memory of Cian Neary who sadly lost his battle for life in September 2019.

Cian was diagnosed with hepatosplenic T-cell lymphoma in September 2018. While in hospital in the early days of diagnosis, Cian was asked if there was anything that could be brought in to make him feel better. The answer was Cooper, a gorgeous golden Labrador puppy to visit Cian in Hospital.



Cian's Kennels building by Steeltech

When the team at Steeltech heard about Cian's Kennels, we wanted to get involved and help in any way we could so other ill Children could have their pet join them while in Hospital.

**Steeltech Designed, Built and Donated a Kennel and visiting room on the grounds of Crumlin Children's Hospital, pictured above.**



**Steeltech raise €8,180 in aid of ACT for Meningitis**

Seán Brett, Steeltech Sheds CEO presents Dawn McGoldrick, Community Fundraiser with ACT for Meningitis with a cheque for €8,180 raised at the Christmas Village at our Kilcolgan, Co. Galway showroom.



**Steeltech raise €2,000 for Down Syndrome Ireland**

Steeltech CEO Seán Brett presents to Down Syndrome Ireland the proceeds of a family fun day held at our Kilcolgan showroom, which featured the Transformers Roadshow, Mickey & Minnie Mouse, a BBQ, face-painting and a pet farm.



**DIY SOS: The Big Build**

Steeltech were delighted to play a part in DIY SOS: The Big Build Ireland for a second time which aired on RTE. 12 Year Old Amy Mulcahy was trapped underwater for 10 minutes when her rowing boat capsized and her hair got caught. Amy sustained extensive and grave brain injuries changing her life instantly. Steeltech built a custom Garden Room for Amy giving her space of her own to hang out away from the main house.



**DIY SOS: The Big Build 2**

Steeltech were delighted to be involved for a second time this Season with DIY SOS: The Big Build Ireland. Dermot and Denise Guihen require 24/7 care for their twin boys Shay and Finn who were born with Pfeiffer Syndrome Type III: a rare genetic disorder causing a number of very challenging and life limiting disabilities. We built a Garden Room for the boys to help and encourage their ongoing future development needs and to create more liveable space within their home.

Have you got all the information you need to make a decision about your new **STEELTECH** building?



Customer Name:

Contact:

Diagram:

Quotation:

Date:

Size:

Doors:

Colour:

Windows:

Insulation Type:

Other Extras:

Roof Type:

Price:

QUOTE VALID FOR 10 DAYS FROM DATE ABOVE

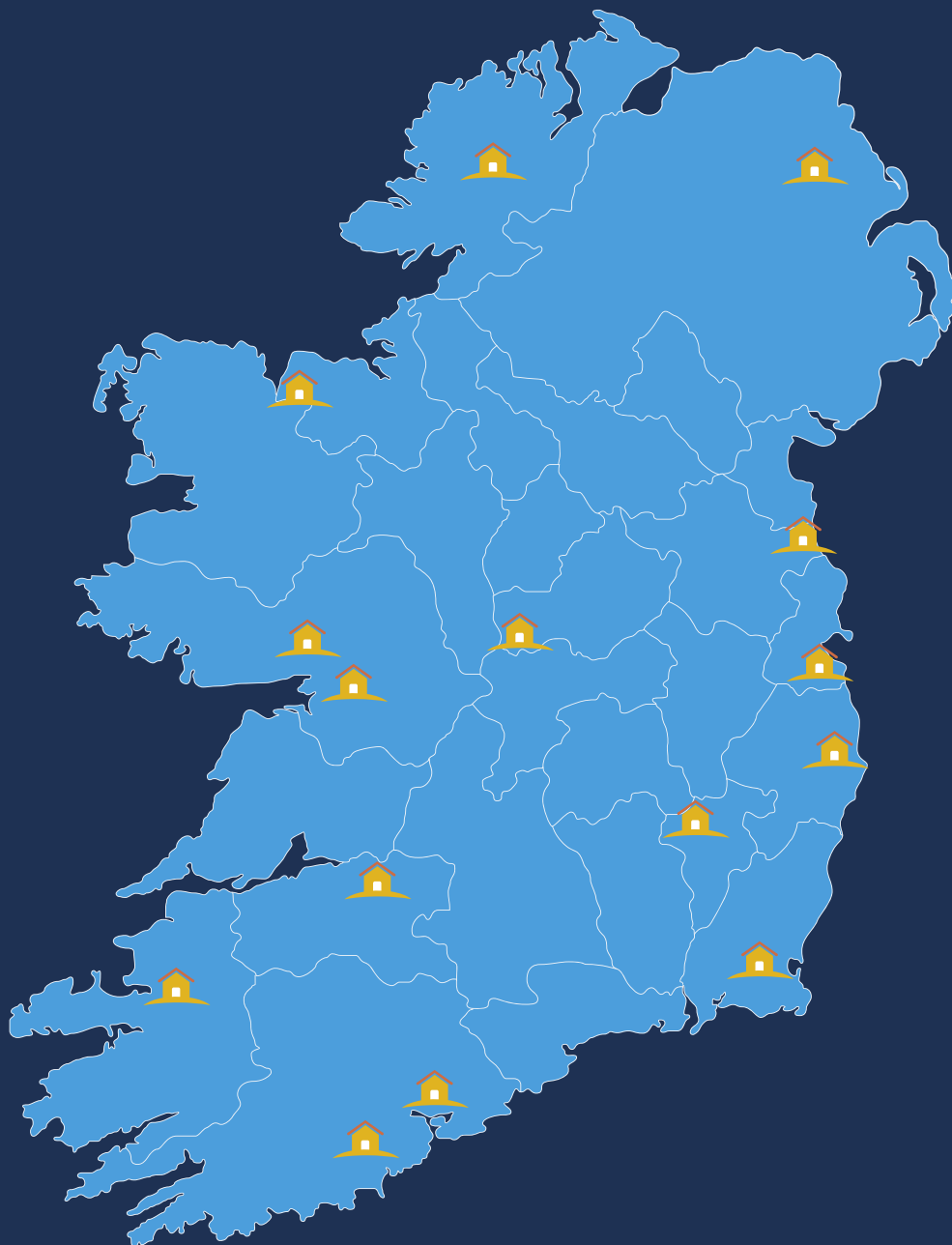
*The information in this brochure is liable to change without notice. Images are for illustrative purposes only.  
All sizes are approximate - for exact sizes, please consult your local Steeltech Sales Executive.*

*\*Please refer to our Terms & Conditions for full details on our Guarantee*



# STEELTECH SHEDS

## & Garden Rooms



### SHOWROOMS

**GALWAY** ☎ 093 42682  
Galway Road, Tuam, Co.Galway,  
H54 R259

**GALWAY** ☎ 091 734120  
Riverside Commercial Park,  
Tuam Road,  
Galway H91 DX0F

**CORK** ☎ 021 486 7000  
Ardrostig (Beside Dunnes Stores),  
Bishopstown, Co.Cork, T12 CY95

**CORK** ☎ 021 4853646  
Fota Retail Park, Carrigtwohill,  
Co.Cork, T45 X880

**DUBLIN** ☎ 01 4640400  
Old Naas Road, Kingswood,  
Dublin 22, D22 WP49

**BRAY** ☎ 01 2014878  
Industrial Yarns Complex, Bray,  
Co.Wicklow, A98 TX07

**ATHLONE** ☎ 0906 465050  
Moydrum Business Park, Athlone.  
Co.Westmeath, N37 Y163

**MAYO** ☎ 096 45216  
Behy Road, Ballina, Co.Mayo,  
F26 Y7D2

**LIMERICK** ☎ 061 301070  
Dock Road, Limerick, V94 FK12

**KERRY** ☎ 066 7199988  
Ballyseedy Home & Garden, Tralee,  
Co.Kerry, V92 DY0Y

**DROGHEDA** ☎ 041 9829839  
Dublin Road, Julianstown,  
Co.Meath, A92 NXW0

**CARLOW** ☎ 059 9164564  
Wexford Road, Carlow, R93 K260  
(Beside Ken Black Toys)

**TIPPERARY** ☎ 051 600891  
Waterford Road, Carrick on Suir,  
Co. Tipperary, E32 AY72

**DONEGAL** ☎ 074 9890199  
Derry Road (N56), Bunnagee,  
Letterkenny, Co.Donegal F92 ETF3

**NORTHERN IRELAND**  
☎ 028 21758999  
Cushendall Road, Rathkenny,  
Ballymena, Co.Antrim, BT436QE

**ACCOUNTS** ☎ 093 21310

**DELIVERIES** ☎ 093 21307

**ISO 9001 / EN 1090-1 Certified**



Steeltech Sheds are CE Mark approved.  
CE Certification is a legal requirement  
since 2014 for all Steel Buildings.

**STEELTECHSHEDS.ie**